
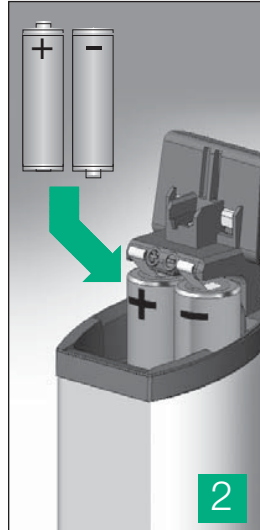


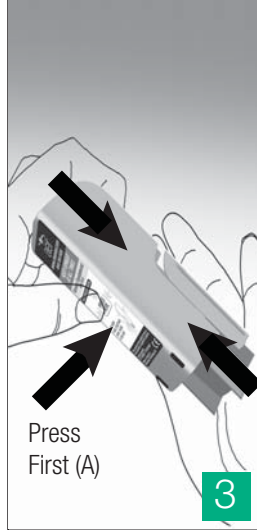
Cleanaer should be used in accordance with these wall fitting and assembly instructions only



**Fix wall bracket onto wall.**  
A screw and rawplug are supplied. Attach wall bracket **at least 2m** above floor level. Place in an area with good air circulation for optimal efficiency.



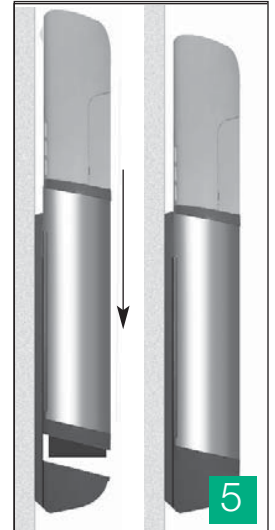
**Insert batteries.**  
Insert the batteries into the console unit as shown. Use only the AA alkaline batteries provided. Do not recharge these batteries.




**Activate cartridge.**  
STEP 1 Press button (A) on the back of the cartridge.  
STEP 2 While holding in (A) push together to activate, until there is **NO GAP**.  
**Keep the cartridge upright at all times after activation.**




**Attach cartridge.**  
Place activated cartridge on top of console unit.  
**Keep cartridge upright at all times.**



**Fitting cleanaer onto the wall bracket.**  
Align the unit straight with the bracket and slide down until it sits in the cup at the base. The back of the console unit will fit into the top tab of the bracket.



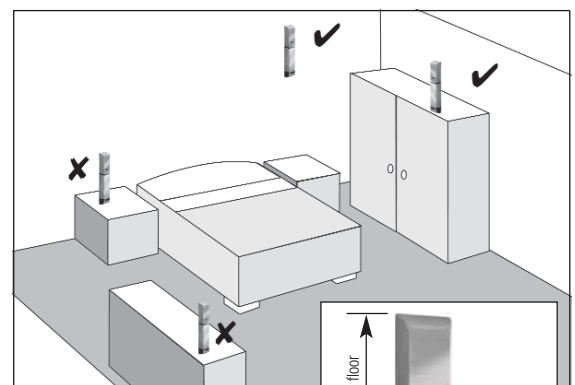
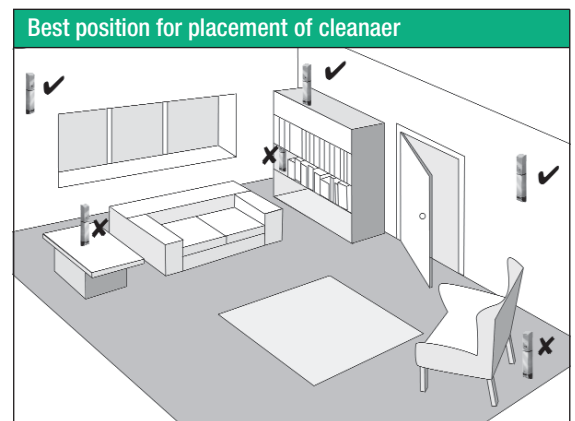
**Turn the unit on by sliding control dial.**  
Both lights will flash and the dosing cycle will begin. The dosing cycle will last for 2 minutes continuously. Vary the strength by setting the control dial to I II or III.



**Adjusting the flow.**  
Start with setting III, adjust as required. Cleanaer will release a burst of LiquidIons every 2 minutes.  
**Setting I**  
10 secs every 2 mins  
**Setting II**  
15 secs every 2 mins  
**Setting III**  
25 secs every 2 mins



**Red flashing light.**  
The red light will flash to indicate it is time to replace your cartridge.  
**Replace both the batteries and the cartridges**



For maximum effectiveness  
Position cleanaer :-  
- 2 metres from floor level  
- Preferably on the wall  
- Half a metre from furniture



Please keep for future reference  
Endorsed for use in a room up to seventeen cubic meters 'cleanaer' and 'fresh thinking clean living' are trademarks of Atrium Innovation Limited ©2006